



Fly Lines

February, 2024

In This Issue	Page
Welcome	1
IFFC Christmas Party	2
Fishing Reports	3
Fishing a Clouser	4 - 7
Know Your Fish	8
Merchandise	8
Fish Register	9
Get Knotted	10
2024 Comp Flies	11
February 2024 Fly	12
Event Calendar	13
IFFC Committee	14
Library	15
Our Sponsors	15
Membership Applic	16
Final Thought	17

Welcome.

▶ **Next Meeting:**
Tuesday 6th February, 2024.
 7:30pm
 Collegians, North Wollongong.

▶ **Casting Practice:**
Sunday 11th February, 2024.
 10:00am
 Towradgi Reserve, Towradgi




FFF Christmas Party.

More than 30 members and partners enjoyed the club's Christmas Luncheon last Sunday at Russell Vale Golf Club. One of the highlights of the event was the draw of the major raffle featuring the Orvis Mirage LT111 reel. The reel was won by **Paul Emms**.

Paul was not at the luncheon, but I'm sure he's a happy man, especially that he also won a box of winning competition flies. Other prize-winners in the raffle were: **Peter Fragiacom** – 2 boxes of Joe's Flies (Joe Manzano); **Tony Dimitrieski** – a landing net; **Ray Ellis** – the Christmas hamper; and **Dave Connon** – 2 boxes of Joe's Flies.

A big thank you to everyone who bought tickets in the raffle; your support of the club is very much appreciated. And a big thanks to everyone who pitched in to make the event a great success.



Fishing Reports.

Nigel Pennington and Matt Wright grabbed the weekdays immediately before Christmas, thinking it wouldn't be too crowded. That was largely true.

For a change, we tried the Yarrangobilly, walking upstream from the caves car park reasonably easy walking/ wading. Good numbers of small fish, mainly on dry dropper.

Camped at Three Mile dam that night. a few fish moving around out of casting range. Next stop was the Murrumbidgee accessed down the bullocks hill track. A couple of good fish early, but as the day went on and the storms approached, it got very slow. We got out of the river and headed to the truck before the storms arrived.

Camped at Dennison that night, and fished the Murrumbidgee at Bolero. it was interesting that despite a cold and rainy day pounder style rainbows were quite happy to take dries such as humpies and Royal Wulffs, but also stick Caddis early. Later in the day, they stopped responding to stick caddis, and would only take well presented tiny shaving brush flies.

Fished Rushys that evening and Matt was reminded that you can't hold big browns on a short leash. Finally got serious and fished the Eucumbene River the next day. There were a couple of anglers ahead of us, heading towards the flying fox, so we simply fished upwards to the flying fox, and then upwards some more. Once we got away from the more heavily fished areas, we started hitting some really good 2-3 pound rainbows that were equally keen on big dry Flies and Nymphs.



Complete Guide to Fly Fishing with The Clouser Minnow.

We are now talking about a fly that has probably caught just about every gamefish known to man and many more other freshwater and saltwater species alike. The Clouser Minnow, AKA the Clouser, has a very highly regarded reputation in the fly-fishing world, and most saltwater anglers won't leave the house without it.

What's interesting is that the clouser was originally tied to target smallmouth bass and was adopted for other species with great success. It was needed to get deep down in the water to get to those fish hanging in the column.



Clouser Minnow's drift with Dumbbell eyes down
What makes the clouser so popular is that it can be fished in many different conditions and for many different species. It's right at home in the surf, a marsh, or under a log near a lake bank.

I like to fish the clouser in the estuaries on an incoming tide. You never know what you may

catch, and I am always pleasantly surprised at what comes to the net.

WHY THE CLOUSER MINNOW IS GREAT?

One of the main contributing factors to the success rate of the clouser and its ability to catch almost every fish, is its action. The heavily weighted dumbbell eyes give the fly the extra weight needed to sink fast and almost vertically.

The long bucktail hair provides a beautiful baitfish profile and helps in the swimming action of the fly pattern. A little added flash, I like to tie two to three strands on each side really does help with the overall appearance. I like to tie my clousers in blue over white and chartreuse over white. These two-color combos have caught many fish for me over the years, and I have great confidence when casting them.

A LITTLE HISTORY ON THE CLOUSER MINNOW

The story goes that two fly anglers, Bob Clouser, a river guide and fly shop owner, and Tom Schmuecker, owner of Wapsi Fly Company, combined their ideas for the combined need for a deep swimming streamer pattern.

Being the early 80s, tungsten dumbbell eyes weren't around yet, so the two had to make a few moves to get the desired weight. Split shot and bath chain eyes didn't work. They were either too light, or they didn't stay on the hook for long. Tom decided to make a lead mold for dumbbell eyes and cast a few prototypes. These worked off the bat! The clouser deep minnow was born. The eyes could be tied on tightly and offered enough weight to the fly to get down deep.

The rest is history!

What the two anglers didn't realize is that their pattern, the Clouser, would go on to become one of the most popular fly patterns in the world and catch over one hundred fish species. A lesson to take from this is that you don't have to overcomplicate your fly. Make it imitate what you need it to and keep it as simple as possible.

Complete Guide to Fly Fishing with The Clouser Minnow.

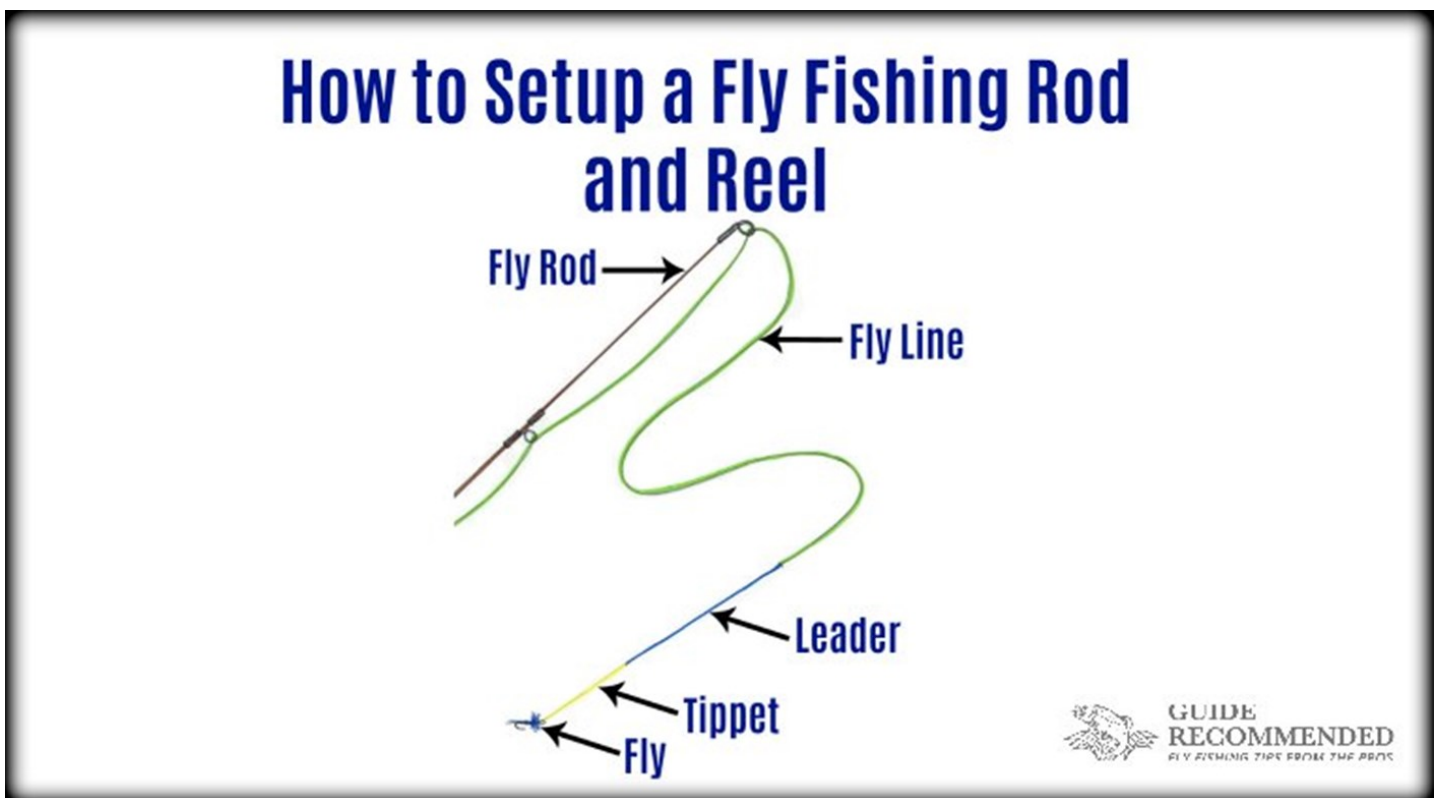
WHAT FISH DOES A CLOUSER MINNOW CATCH?

The clouser was originally designed to be a baitfish imitation to target smallmouth bass. The issue that Bob Clouser was having was that he couldn't get the fly down deep enough and maintain the movement and profile of the fly pattern to get those picky spring bass to eat.

Once they had developed the lead dumbbell eyes, they could get the fly down to the correct depths and keep its movement and profile. This was revolutionary to the success of the fly pattern.

The clouser has caught over 100 fish species, and I'm sure it will catch a few more. This is a very effective pattern to have for both fresh water and salt water. Various color combos and sizes will account for many fish.

HOW TO SETUP A CLOUSER MINNOW



The clouser minnow is a baitfish pattern that is fished quite progressively. Most of my clouser fishing, whether for smallmouth bass or saltwater estuaries species, is done on my 8wt rod and reel setup with a wf 9 floating Rio line. I like to overload my 8wt as it's a little faster than most, and with the winds that we have on my local waters, it really does help.

Setup a Fly Fishing Rod and Reel

I use a tapered 12–15-foot leader with a fluorocarbon tippet around 3X. As you know, this is a sinking setup, and the clouser gets down quickly. The Fluorocarbon tippet will aid this, giving us the strength, we need without the diameter drag of the line.

WHAT DOES THE CLOUSER MINNOW REPRESENT

The clouser minnow represents a baitfish. You can tie them in whichever colors and sizes you choose, but they always represent small fry or minnows in whichever waters you fish them.

Complete Guide to Fly Fishing with The Clouser Minnow.

I have, on occasion, fished them as a crawling crab on a sandbank for a South African Spotted Grunter before. This seemed to get their attention, but I couldn't get the eat. This is a work in progress, and I will report my findings.

My thoughts were to fish it the same as you would fish for Redfish on the mudbanks. Make the disturbance in the water and mud to get the fish's attention, then small twitches to get them to eat.

CLOUSER MINNOW FAVORITE SIZE AND COLOR

Below are the clouser patterns that I tend to have on me for my saltwater and bass missions. I will also carry a small box with a few smaller clouser patterns, as I will never pass up the opportunity to throw one at a fish that is on the prowl.



Baby Clouser



Clouser Minnow



Bonefish Clouser

Baby Clouser– This is the perfect pattern to throw for smallmouth bass or any predatory freshwater fish, really. The movement and sink rates on these patterns are perfect for those deeper-lying fish.

Clouser Minnow– this is the classic clouser that will catch just about anything. I tie them in chartreuse over white and blue over white for my saltwater missions, and red over black for tigerfish. Never forget this pattern in a plain white version with some flash through the body. It is always lethal.

Complete Guide to Fly Fishing with The Clouser Minnow.

Bonefish Clouser— A slightly bushier version, this is perfect for bonefish and for the Grunter I mentioned earlier. The bushier pattern sinks slower and pushes more water. They are perfect for those high-sun days on the flats when the water is dropping, and the fish are on the move.

Guide PRO TIP – *lead the moving fish with enough space for the fly to sink near the bottom, then give it short, small strips back, giving it that twitching movement.*

WHERE TO BUY CLOUSER MINNOW

I always say it's best to support locals where possible. So, if you don't tie your own flies, then please try to get them from your local fly shop.

If you would like to learn to tie your own flies, then this is a very simple pattern to learn to tie. You don't need any experience or many materials. Please see below the step-by-step.

HOW TO TIE CLOUSER MINNOW

<https://youtu.be/eIUpev68YW4>

Materials

Hook- SA210, Bob Clouser classic

Thread- 210 denier flat waxed thread.

Eyes- 4mm tungsten Dumbbells

Body-Silver chenille and Bucktail choice of colors.

Flash- Flashabou (optional)

Recipe:

Secure hook in the vice.

Wrap level thread base, finishing 1/3rd from the hook eye.

Tie on your dumbbell eyes and secure them with a few tight wraps. You can, at this point, add a drop of super glue to the wrappings for extra strength.

Tie in the chenille at the rear of the hook, just before the bend.

Wrap tread forward, ending in front of the eyes.

Wrap the chenille forward, and it ties off in front of the eye

Invert the hook, or if you have a rotary vice, turn it upside down.

Tie in your white bucktail first. The length is up to you. I like them to be about double the length of the hook.

Tie in the second color and the flash at this point.

Finish the fly with a good solid thread head.

Tie off and apply head cement.

PRO TIP- *you can switch threads and make the head red should you wish; this is a great trigger for most fish.*

ONE LAST CAST WITH THE CLOUSER MINNOW

The Clouser minnow is undoubtedly one of those patterns that we all should carry in our fly box. They are very effective in almost all conditions, and best of all, they catch loads of fish.

Happy fishing!

Courtesy: Kyle Knight, Guide Recommended.

Know Your Fish.

Gemfish



Scientific Name.

Rexea solandri

Characteristics

The Gemfish is a member of the family Gempylidae, which includes the snoek or barracouta. Gemfish is generally a silvery colour which darkens to a more bluish to purplish tinge after capture. The first dorsal fin has a large black blotch near outer margin between the first three spines and the second dorsal, anal and caudal fins are all orange. Gemfish is considered to be a very good eating fish with a delicate flavour and the thick white fillets are extremely tasty grilled, baked, smoked or fried. Gemfish are also known as Hake. A large commercial fishery was developed for gemfish off NSW in the 1970s with catches peaking in 1980 at 5,000 tonnes however, the fishery has collapsed with trawl catches currently at 100 tonnes or less per year.

Size

Maximum weight of around 40 kg and 1.35 m in length.

Distribution

Gemfish are a bottom dwelling fish which inhabit deep water off the New South Wales, Victoria, South Australia and Tasmanian coasts. Generally found in large schools at depths of 100-800 m.

Confusing Species

Barracouta (*Thyrsites atun*).

Merchandise.



IFFC Shirts - vented back, gusseted pockets, long sleeves, UV protection

- IFFC badge decals
- IFFC hat pins
- IFFC embroidered Patches
- IFFC Hoodies (in season only)

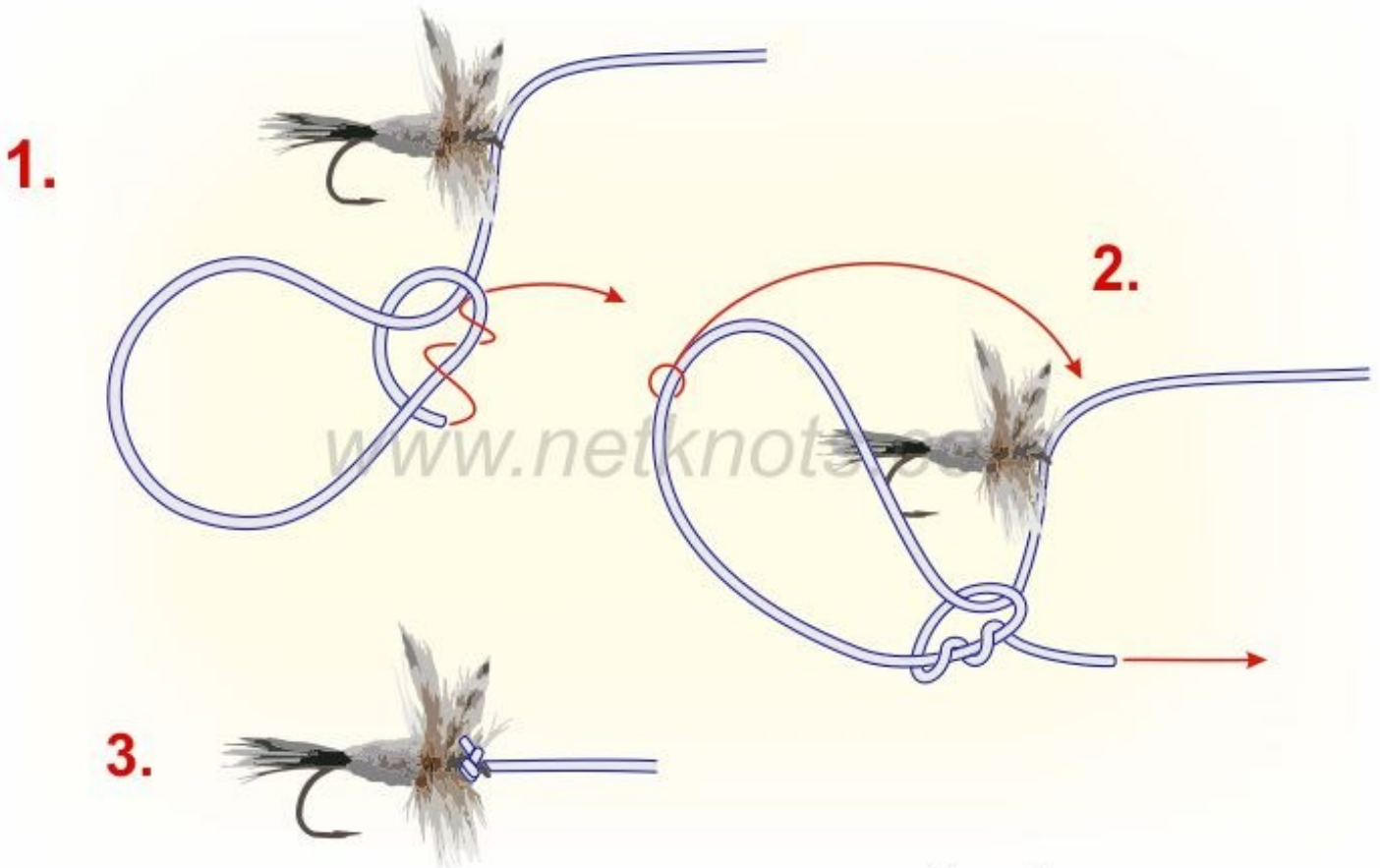
Support your club. Buy some merchandise...wear a shirt, put a sticker on your boat or on your car or esky. Buy an Illawarra Fly Fishers embroidered patch and sew it on your vest!"

Fish Register. 18th December, 2023

Species	Fly Fisher	Length (cm) Weight (kgs)	Fly / Hook Size	Tippet (lbs)	Location.
<i>Australian Bass</i>	Ray Ellis	44cm	Baitfish Pattern	20	Glenbawn Dam
<i>Atlantic Salmon</i>					
<i>Bream</i>					
<i>Brook Trout</i>	Jon Brooks	31	#10 Olive Wooly Bugger	4.8	Three Mile Dam
<i>Brown Trout</i>					
<i>Carp</i>	Ray Ellis	78cm	Brown Nymph	14	Split Rock Dam
<i>Estuary Perch</i>					
<i>Flathead</i>	Barry Gentle	46	Raw Prawn	10	Minnamurra River
<i>Luderick</i>	Alan Griffiths	46	#16 Stretch Cord Shrimp	8	Ballina
<i>Mahi Mahi</i>					
<i>Murray Cod</i>					
<i>Rainbow Trout</i>	Bary Batey	51	Orange Bead Head Nymph	6	Rushy's Bay
<i>Whiting</i>	Barry Gentle	34	SK Skipping Prawn	6	Forster
<i>Tailor</i>					
<i>Trevally</i>					
<i>Yellowbelly</i>					

Get Knotted.

TURLE KNOT



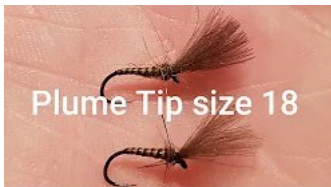










© Copyright 2016 John E. Sherry

www.netknots.com



Fly Tying Competition - 2023 / 24

	February	March	April
			
	Fly: Dobson Fly Channel: Hooked on Flies Australia	Fly: Rubicon Bomber Channel: Troutlore	Fly: Plume Tip Channel: Tom Jarman Fishing
May	June	July	August
			
Fly: Simple Game Changer Channel: Erich Gross	Fly: Carp it Beetle Channel: Martyn White Flicking Feathers	Fly: Balloon Caddis Channel: Tom Jarman Fishing	Fly: Frumpy Frog Channel: Ole Florida Fly Shop
September	October	November	December
			
Fly: Micro Jig Woolly Buggie Channel: Tuckaseege Fly Shop	Fly: Charlie Boy Hopper Channel: In the Riffle	Fly: The Fully Cicada Channel: Hooked on Flies Australia	Fly: Sand Eel - Chartreuse Channel: Postfly

January 2024 Competition Fly.



Fly: Dobson Fly
Channel: Hooked on Flies Australia



Instagram

2024 Events Calendar.

Month	Date	Activity	Location	Time	Contact	Number
February	5th	Management Meeting - All Welcome	Zoom	7:30pm	Neil	0418 258 146
	6th	Club Meeting	Collegians	7:30pm		
	11th	Casting Clinic	Towradgi	10:00am	Peter	0418 956 606
March	4th	Management Meeting - All Welcome	Zoom	7:30pm	Neil	0418 258 146
	5th	Club Meeting.	Collegians	7:30pm		
	10th	Casting Clinic	Towradgi Park	10:00am	Peter	0418 956 606
April	1st	Management Meeting - All Welcome	Zoom	7:30pm	Neil	0418 258 146
	2nd	Club Meeting	Collegians	7:30pm		
	7th	Casting Clinic	Towradgi Park	10:00am	Peter	0418 956 606
May	6th	Management Meeting - All Welcome	Zoom	7:30pm	Neil	0418 258 146
	7th	Club Meeting	Collegians	7:30pm		
	12th	Casting Clinic	Towradgi Park	10:00am	Peter	0418 956 606
June	3rd	Management Meeting - All Welcome	Zoom	7:30pm	Neil	0418 258 146
	4th	Club Meeting	Collegians	7:30pm		
	16th	Casting Clinic	Towradgi Park	10:00am	Peter	0418 956 606
July	1st	Management Meeting - All Welcome	Zoom	7:30pm	Neil	0418 258 146
	2nd	Club Meeting	Collegians	7:00pm		
	7th	Casting Clinic	Towradgi Park	10:00am	Peter	0418 956 606
August	5th	Management Meeting - All Welcome	Zoom	7:30pm	Neil	0418 258 146
	6th	Club Meeting	Collegians	7:30pm		
	11th	Casting Clinic	Towradgi Park	10:00am	Peter	0418 956 606
September	2nd	Management Meeting - All Welcome	Zoom	7:30pm	Neil	0418 258 146
	3rd	Annual General Meeting	Collegians	7:30pm		
	8th	Casting Clinic	Towradgi Park	10:00am	Peter	0418 956 606
October	30 Sept	Management Meeting - All Welcome	Zoom	7:30pm	Neil	0418 258 146
	1st	Club Meeting	Collegians	7:30pm		
	13th	Casting Clinic	Towradgi Park	10:00am	Peter	0418 956 606
November	4th	Management Meeting - All Welcome	Zoom	7:30pm	Neil	0418 258 146
	5th	Club Meeting	Collegians	7:30pm		
	10th	Casting Clinic	Towradgi Park	10:00am	Peter	0418 956 606
December	2nd TBA	Management Meeting - All Welcome Christmas Function	Zoom TBA	7:30pm 12:00pm	Neil	0418 258 146

Committee Members 2023 / 24



President: Neil Nelson.



Vice President: Chris Harding.



Secretary: Michael Parkinson.



Treasurer: Barry Gentle.



**Newsletter Editor
Fly Tying Comp Co-Ord:**
Dave Connon.



Largest Fish Co-ordinator:
Phil O'Brien.



Casting Co-Ordinator:
Peter Fragiacomio.



Webmaster & Public Officer:
Gary Hickson.



Instagram: Joe Manzano.



Facebook: Liam Harding



Raffles: Malcolm Lowe.



Librarian: Kenneth Gordon

Library.

Our Librarian, Gary Batey, wishes to remind members to return of any outstanding borrowed library items.



The Club maintains a library of books and DVD's, as well as over a hundred magazines including "Fly Life" and a number of English and American trout fishing magazines.

To borrow books etc., see the Club Librarian (Gary Batey) and fill out the appropriate sheet... it's as easy as that. Please endeavour to return your borrowings at the next club meeting.

Our Sponsors.

The Illawarra Fly Fishers' Club is supported by a number of sponsors. Please remember them when buying new gear and support them as they support our club.

- Collegians Rugby League Football Club provides us with the use of the auditorium for our meetings at no cost and a substantial number of gift vouchers that we use in our raffles, so please consider becoming a member of the Club. You also receive discounts on food and drinks with Collegians membership.
- Complete Angler Sydney kindly donates a \$ 50.00 voucher for our monthly club raffle and members receive 10% discount on all purchases.
- BWC Flies



Illawarra Fly Fishers Club Inc.

Application for New Membership / Renewal.



Cost:

Membership fees for the club year (August 1 to July 31 The following year) fall due at the AGM on the first Tuesday in August and are as follows:

- ◆ For Commonwealth pension card holders, holders of Commonwealth disability card, full time students, students under 16 years of age, or non-residents (those members residing a distance greater than 50kms from Wollongong) - \$10.00 per person per year. Under the provisions of the Club's Constitution, a self funded retiree or superannuant is not a pensioner.
- ◆ For all others (including self funded retirees) - \$25.00 per person per year.
- ◆ Where a new member joins on or after the first Tuesday in April, half membership fees apply, i.e.e \$5.00 for a pensioner and \$12.50 for all other members (including self funded retirees).
- ◆ An establishment (joining) fee, in addition to the annual fee, applies to all new members—\$2.00.

How:

To apply for membership, fill out the application below and either:

- ◆ Present it, together with your payment, to the Treasurer at the club meeting, or
- ◆ Email a completed form to: treasurer@illawarraflyfishers.com.au and pay via a funds transfer to

CUA BSB: 814282 Account No: 42098170 Account Name: Illawarra Flyfishers Club Inc

Please ensure your name is entered in the "payment reference" field.

Name:

Please Tick:

New Member

Address:

Renewal

State:

Post Code:

Phone:

H:

M:

Email:

Please Note: All members personal details are treated in a strictly confidential manner and are not provided to other persons /groups without the express permission of members.



SOMETIMES,
WHEN THE WATER
IS QUIET...

YOU CAN ALMOST
HEAR THE FISH
LAUGHING
AT YOU